

**2000 Visitors/Day and Alexa 49,000**

**In 25 Days**

**How To – Step by Step**

[www.imguru.biz](http://www.imguru.biz)

Copyright Information :

- This guide is for personal use only
- You CAN'T reproduce, copy, modify the guide content
- You CAN distribute the guide freely without modifying the content

# Introduction

---

2010 ... things have changed a lot in the online business world. Competition is heavy, it is increasingly hard to stand up from the crowd and monetize your online business.

There is no magic button to press. Getting targeted visitors (potential clients) to your online business is the result of hard work and only hard work. All those “get thousands of visitors for free” headlines are lies.

Think for a second ... if it were that easy to get 1000's of targeted visitors than all sites will get 1000's of visitors. Which isn't the case ...

Webmasters Forums are full of threads and people asking the same magic question : How to get traffic to my website ?

**Why 2000 visitors ?** Because, usually, for every online business I develop, I get between 1000 and 3000 daily visitors after 4 weeks of work (usually 2-3 hours per day). So, I'm speaking from my experience but, if your target market is big you can get more (or less if it's a micro niche).

And also please pardon by English, it's not my native language and this guide isn't exactly at literature level English but, for sure, you will understand perfectly what's all about.

So let's get started...

# Website Traffic Guide

I always follow this Website Traffic Guide : <http://www.imguru.biz/go/trafficcourse1.html>






However, this 35 hours video course with thousands of info pages is not cheap. Not everybody can afford it so this is why I wrote this short website traffic guide, for those at start, who needs to earn first and invest later.

## First, some pictures ...

- Alexa Rank 50,000 and rising every day
- Rank 10,000 in UK, Australia
- Rank 23,000 in USA
- Rank 40,000 in Western Europe
- Averaging 2000 visitors / day



## Imguru.biz's Worldwide Traffic Rank

Country	Rank
 Pakistan	1,280
 Nepal	1,450
 India	2,555
 Philippines	5,760
 Bangladesh	9,474
 United Kingdom	10,090
 Australia	10,994
 Peru	11,252
 Canada	18,105
 Romania	19,872
 United States	23,656
 Indonesia	28,409
 Netherlands	41,151
 Germany	45,265
 Italy	54,430
 Japan	102,506
 China	112,566
Less	

**How? .... Let's Rock and Roll!**

# Your Website Content

---

First some guidelines for your website construction and content :

## *On site SEO*

Always make sure you have the description meta tag properly built. If your website script (WordPress, Joomla, whatever) doesn't auto build it properly make sure you do it manually. Always have your meta description for every page ending with the same few words that describe your site like :

<Description> - Your site main logo phrase at yoursite.com

For more resources about on site seo check my free downloads section at IMguru.biz, you can find some free downloads here :

<http://www.imguru.biz/internet-marketing-downloads.html>

## *Important : Always add interesting resources that are FREE*

This is the first key : always add good resources for your visitors that are free. Like I add free ebooks you can add free things for your targeted visitors. Remember this, I will refer to them as "Freebies" later.

## *Important : Have a cheap but good product at around 7\$*

No matter what you sell try to put up a good product at around 7\$. You will see later why.

## *Add new content every day*

Or at 2-3 days but make sure it's unique. You will see later why.

That's all about your website content, let's move on how to generate traffic.

# Forum Marketing

---

I get around 400 visitors per day from forums, targeted visitors, working around 1 hour per day in this field.

Search for the biggest forums in your niche (where your potential clients may hang out). Select the top 5 forums (look for them at big-boards.com) that allow links in signature. The links can be nofollow, dofollow tag is not important for this.

Register at those 5 forums and read their rules.

In your signature put the maximum number of links and point them to your free products and the 7\$ product, without the price of course.

## *Action Plan :*

Every day make 1 bait topic on a hot subject (related to your niche), in all 5 forums. Don't put links in this threads, your signature links are enough.

Look what sub forums are the most used (xxx viewing) and make the bait threads in them.

Now, don't spam useless crap, make the threads informative and leave room for discussions.

Do not answer in those threads right away, watch them and answer when they drop of the first page. So always reply in your threads the next day.

If the forum has a buy/sell section try to sell your product(s) there. If the forum has a giveaway section post your free things there.

Don't rush, respect forum rules, post informative threads and you will contribute to that community and build yourself a good reputation to.

Nothing is worst than the crap 10 words threads with a copy/paste from a 2000 article. You will get banned and you will get no traffic. And if you piss off forum admins to bad you may end up with your work/home ip banned, which is a disaster.

My results are around 400 visitors from forums for 1 hour careful posting, in every niche I choose to work on.

# Article Marketing

---

I get around 500 visitors per day from articles and an additional 300 visitors per day from search engines (but those search engine visitors are closely related to article marketing, you will see why).

If today I wrote an article on my site I wait till it gets indexed (usually 24 hours, see Social Bookmarking section) and after that I rewrite it and submit it to article directories.

If you are broke and you don't have any automatic article submitter than you will go the manual way and submit your article to :

<http://ezinearticles.com/>

<http://buzzle.com/>

<http://www.goarticles.com/>

<http://articlealley.com/>

<http://www.articledashboard.com/>

<http://www.isnare.com/>

<http://amazines.com/>

Pay close attention to your resource box. Never start your resource box with "XXXX is an expert ...". The reader will think that the article ended and there will be no click on your links.

Check the Free Downloads at [IMguru.biz](http://imguru.biz) for article marketing free ebooks and learn how to make good resource boxes.

**Point your articles to your inner pages – the freebies and the 7\$ product. You will build better SERP for your inner pages by giving them back links with good anchor text (however this doesn't work quite well if you do manual article marketing).**

Using this 7 article directories, good resource boxes and manual submission you can expect 50-100 visitors per day if your titles (article titles) are catchy enough and you target long tail phrases.

Your articles will not rank by themselves in SERP's , you need to build backlinks to them. You can build backlinks to them from other articles or from social bookmarking.

If you do it manually , it's better to have 1 set of articles pointing at your inner pages (2 links usually to your pages) and the 2<sup>nd</sup> set of articles to point 1 link to your first articles, to help them getting better search engine result pages placements.

We are in 2010 and unfortunately some of your competitors will use automatic techniques that will overcome your manual article marketing. They will get 80% of the traffic but the rest is ok for you to make some profit.

**Remember that 7\$ product ? Once you gather some cash don't go to MacDonalds, reinvest the money. In fact, your first month income should be spent on acquiring AUTOMATED TOOLS to improve your work efficiency.**

**Your first investment should be an Automatic Article Submitter. For the same time spent you will get x200 backlinks (MOST IMPORTANT backlinks to your main generating traffic articles) and 10x traffic compared to the manual method.**

The most important tool for me is this Automatic Article Submitter :

<http://www.imguru.biz/go/automaticarticlesubmittermilan.html>

Why ? Because it's the only automatic article submitter that can submit to all important top article directories.

It has groups of article directories, the most important group is the top10 article directories list. Those are used mainly for getting traffic. Links in resource box should be pointed at your selling pages.

The rest of the article directories (290 article directories in list) should be used for providing backlinks to those 10 articles in top10 article directories (1 link) and 1 link to your pages to get some traffic from them to (not big but don't overlook small traffic sources, 1 visitor per day from 290 articles directories = 290 visitors).

If you get this article submitter you have a free 104,000 PLR Articles package, a gift from me :

[http://www.imguru.biz/im-store.html?page=shop.product\\_details&category\\_id=12&flypage=flypage.tpl&product\\_id=20](http://www.imguru.biz/im-store.html?page=shop.product_details&category_id=12&flypage=flypage.tpl&product_id=20)

Start using this article submitter 1 hour per day, 14 days. You should sell at least 2 products per day from your articles. If you did the forum marketing part you should sell another 1 product per day from forum traffic.

In 14 days you should have around 300\$ income. Next step is to go bigger. Get this 2<sup>nd</sup> article submitter :

<http://www.imguru.biz/go/magicarticle.html>

WHAT ? TWO article submitters ? YES. Here is why :

The 2<sup>nd</sup> article submitter submits to an average of 800 article directories, but lower quality ones. Pick the categories carefully and you will get 400-500 approved articles in 4-5 days. It takes 10 minutes to make accounts and submit a swarm of articles with this 2<sup>nd</sup> article submitter.

This 500 approved articles = 1000 back links. Point them to articles in the top10 list, the main bringing traffic articles. If you build backlinks for them they will rank high and get even more traffic.

Rinse and repeat. 10 articles to top 10, and around 600 live articles to build backlinks for them, for around 30 minutes of work, using both submitters.

You can go the article marketing way full time but I suggest to start diversify your traffic sources. Next is Social Bookmarking.

# Social bookmarking

---

I assume you are broke so we go manual way first. At some point, after forum marketing and article marketing will bring enough cash and you already mastered article marketing with the help of those 2 article submitters you can start investing in automated social bookmarking.

Make accounts at :

Digg.com

propeller.com

delicious.com

reddit.com

All your new content must be bookmarked immediately after publishing in those 4 social bookmarking sites, using same titles as your content but different description.

This will help you getting your pages indexed in 24 hours and claim ownership of the content. All duplicates (copies) after your content will go in supplemental results. So be fast and bookmark.

For around 3 weeks, you will do this 4x bookmark for all your new pages. After you start making profit from forum and article traffic (search engine traffic will start to raise to but it will be a direct result of your forum and article marketing) and if you already have the article submitters it's time to start considering going automatic on social bookmarking.

People don't know how to use automatic social bookmarking. Here is how must be used :

<http://www.imguru.biz/go/socialbookmarkingdemon.html>

You will get a gift of 8400 social bookmarking sites here :

[http://www.imguru.biz/im-store.html?page=shop.product\\_details&category\\_id=12&flypage=flypage.tpl&product\\_id=36](http://www.imguru.biz/im-store.html?page=shop.product_details&category_id=12&flypage=flypage.tpl&product_id=36)

I don't recommend using all 8000 sites, I only use around 3000 social bookmarking sites, the ones verified in 2010.

Learn how to use {} syntax. Import all phpdug, scuttle, scuttle plus and 2000 pligg social bookmarking sites in your social bookmarking software.

Now, don't be a bull a spam 3000 sites with the same title pointing to your same page.

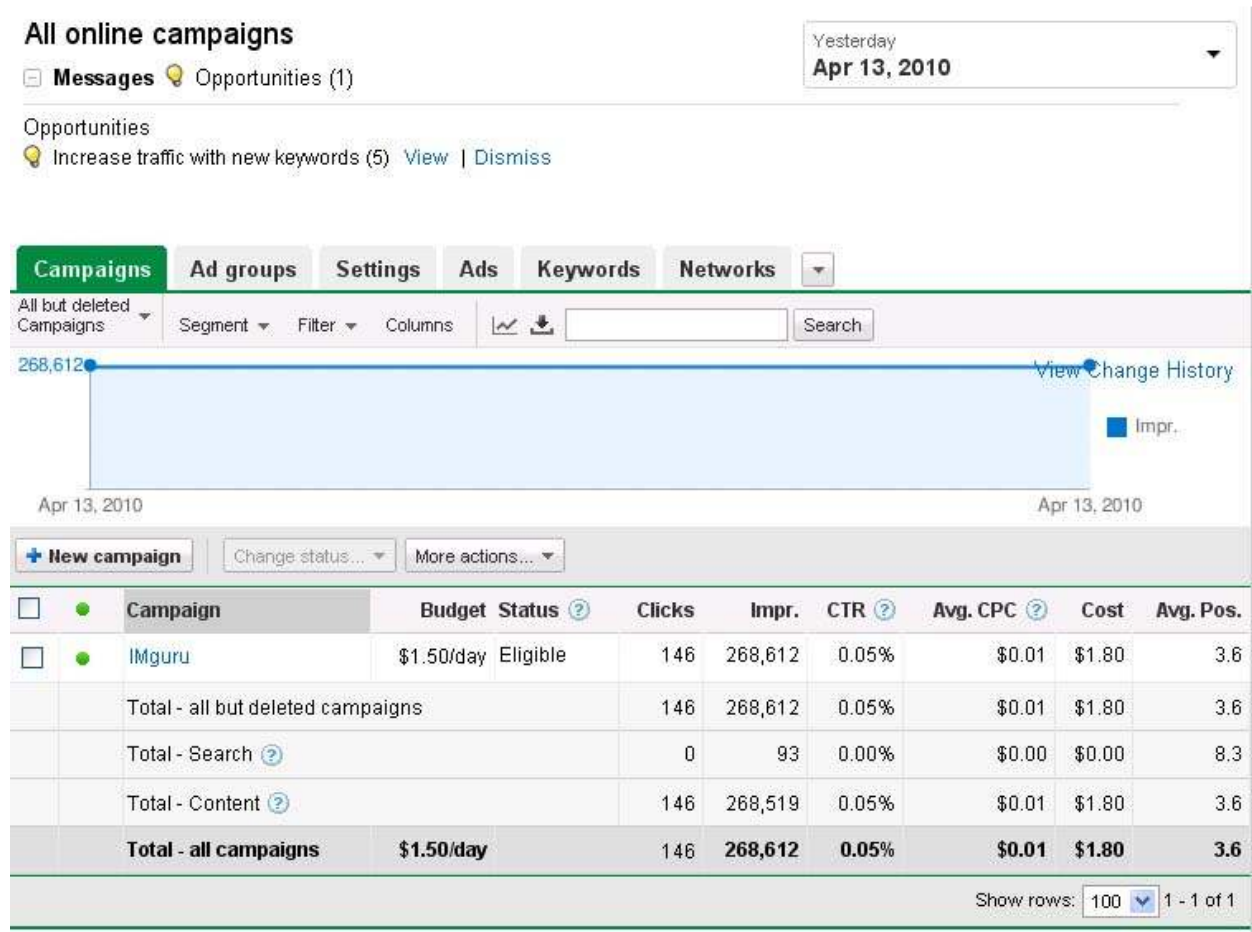
Select 200 sites, make a good variation title like {100|120|80|55} {Methods|Ways|Secrets|etc} {to|for|etc} {keywordphrase1| keywordphrase2| keywordphrase3| keywordphrase4|}

Make a good spinned description and point 200 social sites to your pages, 100 to each of your top10 articles.

**Learn how to use the program, I get around 300 visitors per day from Social Bookmarking sites and thousands of backlinks to my pages and articles.**

# Google Adwords

Let's start with a picture :



## 146 visitors / 0.01\$ per click

Sometimes I put the budget at 7\$/day (remember that 7\$ product ? If you sell 1 per day why not ?).

I get 700 clicks, around 600 visitors. You will not get visitors from search network for 0.01, never. But on content network , yes.

Check IMguru Free Downloads for PPC Guides.

ALWAYS BE CAREFULL WITH YOUR BUDGET.

MAX CPC MUST BE 0.02\$.

Make a new AdWords account, use one 100\$ voucher and you have around 10000 clicks = around 8000 visitors free.

Send them to your 7\$ product and you can get 300 visitors for free, every day.

# Conclusions

---

400 visitors from forums

500 visitors from articles

300 visitors from search engines

600 visitors at 0.01\$ per visitor from AdWords

---

---

1800 visitors / day.

If you do article marketing the right way your articles will propagate, ending up in places you wont ever imagine. Some visitors are coming from those places to.

## *Order of Power*

Forum Marketing -> Sell at least 1 product per day

Article Marketing -> top10 Article Directories for traffic, many obscure article directories for backlinks to your main articles and inner pages

Social Bookmarking -> Index your content fast, backlinks for your inner pages and main articles. You get a little traffic from them to.

AdWords PPC -> Max CPC 0.02\$ or you will go broke. Learn First! Use Vouchers. Aim to sell 1 product per day and reinvest.

*First Month all Cash go to Investments not MacDonalds!*

*Your first investments must be software tools to improve efficiency!*

And have fun while doing this!

Best Regards,

IMguru.biz

P.S. If you have questions you can contact me at :

<http://www.imguru.biz/home/contact-us.html> . I'm always available for a chat :D